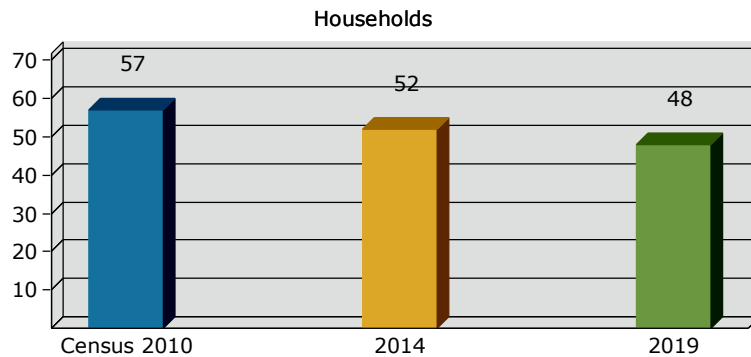
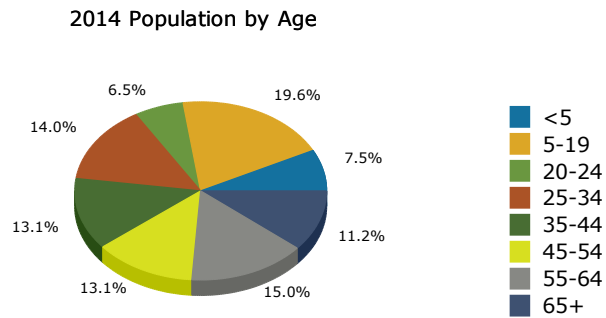
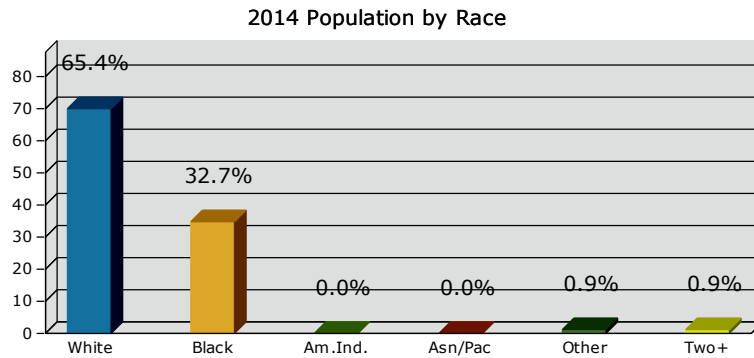


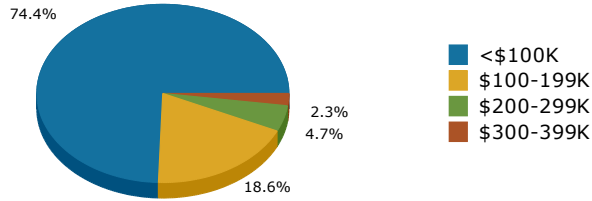
## Du Pont

The 2014 population of the Town of Du Pont is 108. The estimated change for 2019 is -1.33%, indicating a very slight decrease in population. This is predicted to be accompanied by a 1.59% decrease in the number of households in the town. Approximately two-thirds of the population is white and one-third is black; other racial/ethnic groups form only a very small part of the population.

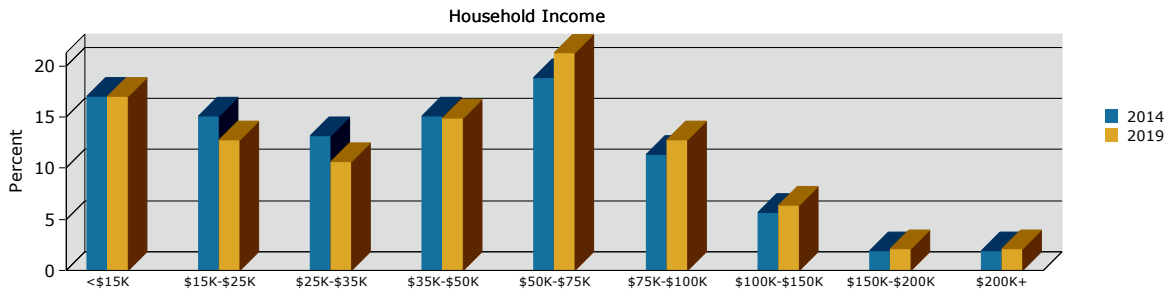
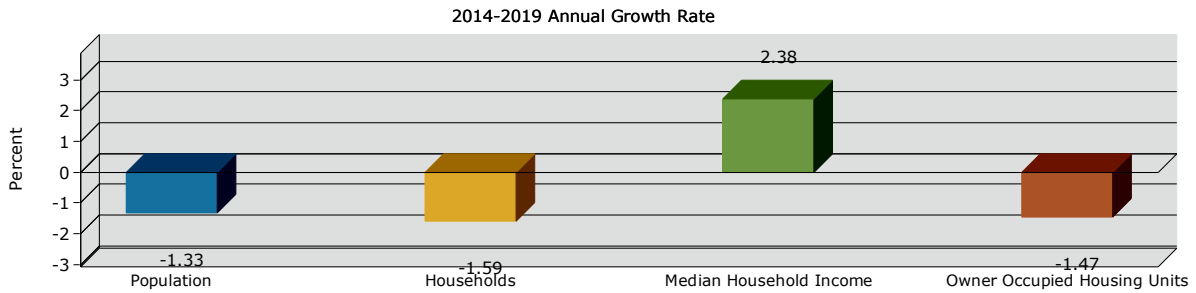
The median age in Du Pont is 37.1, compared with a median US age of 37.7.



### 2014 Home Value



About three-quarters of all homes in Du Pont are valued at less than \$100,000, about one-fifth are valued between \$100,000 and \$200,000, and only about 7% of the housing stock is valued at more than \$200,000. 61.8% of housing units are owner-occupied, 14.7% are rentals, and 23.5% of the housing stock is vacant.



The median household income in Du Pont is \$38,666. By 2019, the percentage of households with lower income (under \$35,000) is expected to decrease, while the percentage of households with higher income (\$50,000-\$200,000) is expected to increase (see the chart above). This indicates that increased prosperity is expected for Du Pont.